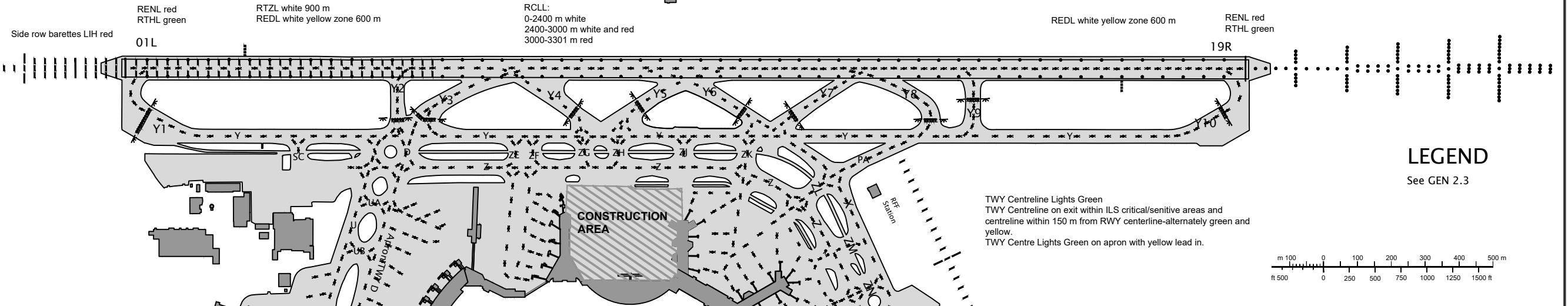
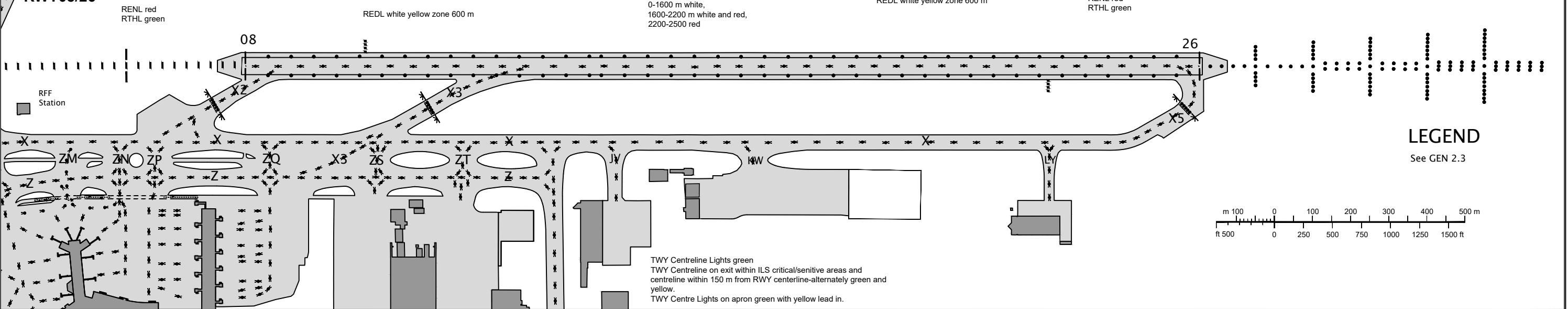


RWY 01L/19R



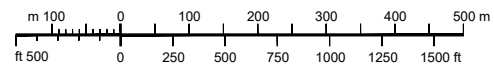
RWY08/26



RWY 01R/19L

LEGEND

See GEN 2.3



Side row barettes LIH red

01R
RENL red
RTHL green

RTZL white 900 m
REDL white yellow zone 600 m

RCLL:
0-1600 m white,
1600-2200 m white and red,
2200-2500 m red

RTZL white 900 m
REDL white yellow zone 600 m

RENL red
RTHL green

19L

Side row barettes LIH red

TWY Centreline Lights Green
TWY Centreline on exit within ILS critical/sensitive areas and centreline within 150 m from RWY centerline-alternately green and yellow

RFF Station